



"Frankly only Franklyn will do"

All Kinds of Outdoor Blinds



Outdoor Blinds



Everyone deserves quality at affordable prices.



Window Shading
Association of
Australia **Member**

Outdoor Blind



Cord & Pulley Blind



Café Blind



Multi-Stop Channel Blind



Crank Operated Straight Dro Blind

Why Frankly only Franklyn will do?

Better Choice

Since opening in 1987, we have continued to innovate and improve our products so we can offer Brisbane's biggest range of Blinds, Curtains, Awnings and Security screens. Having a bigger variety to choose from means you'll find exactly what you need for your home.

Professional Advice

With so many factors to consider when choosing the right window furnishings, you may feel a little overwhelmed by all the options. To help you select the best solution for your home, our professional staff will be by your side every step of the way.

Local Manufacturer

You'll have peace-of-mind dealing with a local and successful manufacturer that has over 30 years experience in the industry. With our factories based in Brisbane, we are never too far away should you ever need us.

Convenience

Browse through our extensive product range at one of our local showrooms or visit our website. Alternatively, take advantage of our obligation-free measure and quote from the convenience of your home.

Expert Measuring & Installation

To ensure a quality finish and accurate fit, all of our products are measured and installed by a specialist installation team to meet our meticulous standards. This personalised service ensures your products will meet your individual requirements.

















Australian Made Outdoor Blinds

Franklyn Outdoor Blinds products are proud to be 'genuinely Australian made and owned'.



Refer to product page in book		Page 2	Page 3	Page 4	Page 5
Specifications	Min Width	0.6m	0.6m	0.6m	0.3m
	Max Width	4.8m	3.9m	4.5m	5.5m
	Recommended Max Width	4.5m	3.6m	3.9m	4.2m
	Max Drop	3.3m	3.0m	2.7m	3.0m
	Recommended Max Drop	2.7m	2.7m	2.5m	2.4m
Manual Operation	Spring-assisted				
	Crank handle				
	Cord & pulley				
Motorisation available – remote control					
Zipped/Spline sides			✓		
Weather Box (optional extra)				✓	✓
Sun & wind sensor available					
Fabric Choices	Clear PVC	X	✓	X	X
	Acrylic	✓	X	✓	✓
	Canvas	✓	X	✓	✓
	Mesh	✓	✓	✓	✓
Disclaimers					

Comparison Chart

						
	Page 6	Page 7	Page 8	Page 9	Page 10	Page 11
	0.3m	0.6m				
	5.8m	5.8m	4.5m *	5.8m *	7.0m *	7.0m *
	5.5m	5.5m				
	3.3m	3.8m *	3.2m *	4.0m *	5.0m *	7.0m *
	2.7m	2.7m				
						
						
						
			✓	✓	✓	
	✓	✓	✓	✓	✓	✓
	✓	✓	X	✓	✓	✓
	X	X	✓	X	X	X
	✓	✓	X	X	X	X
	✓	✓	X	X	X	X
	✓	✓	X	✓	✓	✓
		*	*	*	*	*
		Max Drop with weather box is 3.3m	Max Drop with weather box is 2.6m	Max Drop with weather box is 3m	Max Drop with weather box is 4m	Refer to page 11

Outdoor Blind Specialists!

Franklyn sales staff are trained Outdoor Blind specialists and will consult with you about the following before making their recommendations:

- **Sun protection required?**
- **Protection from other elements?**
- **Privacy?**

The fabrics we offer have varying levels of privacy and weather protection such as:-

Clear PVC, Mesh, Privacy Mesh and Blockout.

- **Operation** – what method of operation best suits your needs? Spring Assisted, Cord Operated, Crank Operated or Motorised.
- **Suitability** – which blind is most suitable for your application?
- **Installation Accessibility** – access to site, safety concerns and special access equipment?
- **Budget** – We will help tailor your selection to suit your budget.



Rochedale head office, factory, and showroom.



Cord & Pulley Blind

The Cord and Pulley blind is the most cost effective outdoor blind for those wanting an affordable solution for sun and weather protection. It can also be used in situations that have a raked roof or ceiling.

Specifications:

Min Width	0.6m
Max Width	4.8m
Recommended Max Width	4.5m
Max Drop	3.3m
Recommended Max Drop	2.7m

Operation:

Manual – cord & pulley



Features/choices:

- Suitable for raked roofs and openings.
- Mounting sail track available in 5 standard colours.
- Lifting Cord is available in 3 standard colours.
- Anchored at the bottom with straps.
- Available in Solar fabrics that provide sun, privacy and UV protection.

Limitations:

- Large Cord and Pulley Blinds are heavy and can be difficult to operate.
 - Child safety laws require the Cord and Pulley Blind be installed with cord cleats to accommodate any excess cord produced when the blind is raised. This could be considered unsightly by some.
 - Needs to be anchored at the bottom with straps. This may be an issue for elderly people when it comes to operating these straps.
 - Fabrics with vertical joins will show some puckering along the joins.
- ** It is strongly recommended outdoor blinds be retracted in high winds and storms.



Café Blind

The Café blind is a very popular choice when creating a cost effective rain and wind protected area for both domestic and commercial situations. Operated by using a simple cord and pulley system, it achieves weather proofing by the use of heavy duty zippers down both sides. By rolling up from the bottom, this outdoor blind is suitable for raked roofs and openings. The Café blind can be used to cover large areas with numerous blinds joined together using multiple zippers.

Features/choices:

- Suitable for raked roofs and openings.
- Uniquely concealed heavy duty zippers.
- Keep areas warm in winter so you can enjoy your outdoor lifestyle.
- Borders and sail tracks available in 4 standard colours.
- Lifting Cord is available in 3 standard colours.
- Clear PVC provides wind and rain protection all year round.
- Solar fabrics provide sun, privacy and UV protection.

Limitations:

- Not available in acrylic or canvas.
- Large Cafe blinds are heavy and can be difficult to operate for some people.
- Fabrics with vertical joins will show some puckering along the joins.
- Child safety laws require the Cafe Blind be installed with cord cleats to accommodate any excess cord produced when the blind is raised into a fixed position. This could be considered unsightly by some.

** It is strongly recommended outdoor blinds be retracted in high winds and storms.

Specifications:

Min Width	0.6m
Max Width	3.9m
Recommended Max Width	3.6m
Max Drop	3.0m
Recommended Max Drop	2.7m

Operation:

Manual – cord & pulley





Multi-Stop Channel Blind

The Multi-Stop is a high-quality, cost-effective outdoor blind that has become a best seller at Franklyn due to its affordability and ease of operation. Featuring a spring assisted top roll, it can be adjusted to any position required by simply rotating the bottom rail. The specially designed end caps fitted to the bottom rail create the unique locking mechanism.

Specifications:

Min Width	0.6m
Max Width	4.5m
Recommended Max Width	3.9m
Max Drop	2.7m
Recommended Max Drop	2.5m

Operation:

Manual –
spring assisted



Features/choices:

- The channel and bottom rail for the Multi-Stop blind are available in 4 standard colours, however for an additional cost we can powder coat these to the colour of your choice.
- Offers good protection from the sun and privacy from the neighbours.
- Designed to be installed between posts or walls.

Optional extras:

- A smart and compact weather box is available for the Multi-Stop Blind. Designed to enclose the roll at the top and provide a sleek and modern look to the blind. This is an optional extra available in 4 standard colours.

Limitations:

- Not available in PVC
- Spring operation and no zippers/spline on the sides of this blind limits its wind and rain protection.
- Large outdoor blinds may be difficult to operate for some people.
- Fabrics with vertical joins will show some puckering along the joins.

****** It is strongly recommended outdoor blinds be retracted in high winds and storms.



Crank Operated Straight Drop Blind

The Crank Operated Straight Drop blind is ideal for areas that need protection from the sun and wind but where channels or wire guides are not possible or desired. Easily operated using the crank handle and locked in the down position with stainless steel dog clips.

Features/choices:

- Easily operated with crank handle.
- Crank handle can be located on either the left or the right side of the blind.
- No channels and no wires.
- The mounting brackets and bottom rail for the Crank Operated Blind are available in 4 standard colours, however for an additional cost we can powder coat these to the colour of your choice.
- Ability to pre-select fixed locking points at the time of installation in most situations.

Optional extras:

- A smart and compact weather box is available for the Crank Operated Blind. Designed to enclose the top roll and provide a sleek and modern look to the blind. This is an optional extra available in 4 standard colours.

Limitations:

- Not available in PVC
 - Larger blinds over 4.5m may show signs of 'wrinkling' and 'veeing' of the fabric caused by deflection to the top tube.
 - Bottom rail is not guided when rolling up and down.
 - Fabrics with vertical joins will show some puckering along the joins.
- ** It is strongly recommended outdoor blinds be retracted in high winds and storms.

Specifications:

Min Width	0.3m
Max Width	5.5m
Recommended Max Width	4.2m
Max Drop	3.0m
Recommended Max Drop	2.4m

Operation:

Manual – crank handle





Heavy Duty Channel Blind

The Heavy Duty Channel blind is the big brother to the Multi-Stop Channel blind (Page 4) and is designed to span larger openings due to increased strength coming from stronger top and bottom tubes and heavy duty side channels.

With easy crank handle operation this outdoor blind can be locked at preselected positions. Motorisation is also an option for this outdoor blind.

Specifications:

Min Width	0.3m
Max Width	5.8m
Recommended Max Width	5.5m
Max Drop	3.3m
Recommended Max Drop	2.7m

Operation:

Manual – crank handle



Motorised



Features/choices:

- Can span an opening up to 5.8m in width with left or right crank handle or motor operation.
- The channels are available in 4 standard colours.
- The bottom rails are available in 5 standard colours, however for an additional cost we can powder coat these to the colour of your choice.
- Ability to pre-select fixed locking points at the time of installation.
- Once secured using stainless steel locking pins, the blind can be tensioned using the crank.


Optional extras:

- Motorised blinds can be fitted with optional sun and wind sensors for automatic operation.
- A modern compact weather box, designed to enclose the top roll, is an optional extra - available in 4 standard colours.

Limitations:

- Not available in PVC
- Even though this blind is available up to 5.8m wide, blinds wider than 4.5m may show signs of 'wrinkling' and 'veeing' of the fabric caused by deflection to the top tube.
- Fabrics with vertical joins will show some puckering along the joins.
- Locking pins are not an option on motorised blinds installed with a sun or wind sensor.
- The channels are a guide and do not offer weather protection.

** It is strongly recommended outdoor blinds be retracted in high winds and storms.



Wire Guide Blind

Within our outdoor blind range the Wire Guide blind is the upmarket option. Guided by stainless steel wires, this blind is the first choice for high openings requiring longer blinds.

Featuring a sleek, modern and unintrusive appearance, this universal blind can be installed between posts, on the front of posts, without posts and over windows. Available in either motorised or crank handle operation, these blinds can be locked in the down position using stainless steel dog clips.

Features/choices:

- Manufactured using quality stainless steel components.
- Unique non wearing stainless steel spring-loaded guides on the bottom rail.
- Can span an opening up to 5.8m in width depending on the height (drop).
- The bottom rails are available in 5 standard colours, however for an additional cost we can powder coat these to the colour of your choice.
- Crank handle or motor can be located on either the left or the right side of the blind.
- Once secured using stainless steel dog clips, the blind can be tensioned using the crank or motor.

Optional extras:

- Motorised blinds can be fitted with optional sun and wind sensors for automatic operation.
- A modern compact weather box, designed to enclose the top roll, is an optional extra - available in 4 standard colours. Not available in clear Anodised.

Limitations:

- Not available in PVC
- Even though this blind is available up to 5.8m wide, blinds wider than 4.5m may show signs of 'wrinkling' and 'veeing' of the fabric caused by deflection to the top tube.
- Fabrics with vertical joins will show some puckering along the joins.
- Dog clips are not an option on motorised blinds installed with a sun or wind sensor.

** It is strongly recommended outdoor blinds be retracted in high winds and storms.

Specifications:

Min Width	0.6m
Max Width	5.8m
Recommended Max Width	5.5m
Max Drop	3.8m*
With Weather Box	
Max Drop	3.3m

Operation:

Manual - crank handle



Motorised





Zipscreen PVC

Zipscreen PVC is ideal to prevent that cool breeze and wet weather from disrupting your next event. The Zipscreen PVC is great at keeping your outdoor area warm in winter so you can enjoy your outdoor lifestyle all year round.

Your custom Zipscreen PVC outdoor blind can be made in widths up to 4.5 metres.

Specifications:

Max Width	4.5m*
Max Drop	3.2m*
Max Area	12m ²

With Weather box

Max Drop	2.6m
----------	------

Operation:

Manual –
Spring assisted



Features/choices:

- Complete seal along the edge with zLock technology. (Zipscreen retention side guides)
- Fully-enclosed, stylish weather box.
- Unique self-aligning 26mm wide side channels
- The channel and bottom rail for the Zipscreen Blind are available in standard colours, however for an additional cost we can powder coat these to the colour of your choice.
- Easily operated by the frail or elderly.
- No ropes, no straps and no buckles.
- Aluminium top tube in 78mm diameter.


Optional extras:

- Fully-enclosed, stylish weather box.

Limitations:

- PVC Zipscreens will have horizontal joins.
- Only available in Clear PVC.

** It is strongly recommended outdoor blinds be retracted in high winds and storms.



Zipscreen - Best Seller

Specially designed for alfresco entertaining areas such as pergolas, verandahs and balconies, it offers privacy and protection from the sun, wind and rain all year round. Also ideal for home and office windows, it serves as a sleek, secure and durable alternative to traditional awnings and outdoor roller shutters.

Your custom Zipscreen can be made in widths up to 5.8 metres, offering you an external solution to fit almost any area.

Features/choices:

- Complete seal along the edge with zLock technology. (Zipscreen retention side guides)
- Range of controls include motorised, manual crank or spring.
- Unique self-aligning 26mm wide side channels
- Easily operated by the frail or elderly.
- The channel and bottom rail for the Zipscreen Blind are available in standard colours, however for an additional cost we can powder coat these to the colour of your choice.
- Aluminium top tube in 78mm diameter.
- Solar fabrics provide sun protection and privacy.
- No ropes, no straps and no buckles.

Optional extras:

- Motorised blinds can be fitted with optional sun and wind sensors for automatic operation.
- Fully-enclosed, stylish weather box.

Limitations:

- Fabrics with vertical joins will show some puckering along the joins.

** It is strongly recommended outdoor blinds be retracted in high winds and storms.

Specifications:

Max Width	5.8m*
Max Drop	4.0m*
Max Area	14m ²

With Weather box

Max Drop	3.0m
----------	------

Operation:

Manual –
Crank handle




Manual –
Spring assisted



Motorised





Zipscreen Extreme

The new ZIPSCREEN EXTREME extends Zipscreen even further by achieving up to seven metre widths in a single span, without the need for divider posts.

Featuring robust components including high grade aluminium tubes and stainless steel components for precision performance. Zipscreen Extreme uses the Zipscreen Retention Side Guides to ensure privacy and protection from the elements all year round.

Specifications:

Max Width	7.0m
Max Drop	5.0m*
Max Area	35m ²

With Weather box

Max Drop	4.0m
----------	------

Operation:

Motorised



Features/choices:

- Motorised operation.
- Complete seal along the edge with zLock technology.
- Protection from sun, wind and rain.
- The channel and bottom rail for the Zipscreen Blind are available in standard colours, however for an additional cost we can powder coat these to the colour of your choice.
- Aluminium tube options available in either 110mm or 130mm diameters.
- Solar fabrics provide sun protection and privacy.
- No ropes, no straps, no buckles.

Optional extras:

- Can be fitted with optional sun and wind sensors for automatic operation. Further details available on page 12.
- Fully enclosed stylish weather box in 3 standard colours, with maximum drop of 4m.

Limitations:

- Fabrics with vertical joins will show some puckering along the joins.
- Not available in Clear and Tinted PVC.

** It is strongly recommended outdoor blinds be retracted in high winds and storms.



Wire Guide Extreme

A discreet and versatile option for applications where side channels are not suitable or specified. The Wire Guide Extreme is a more robust version of our standard wire guide system and consists of heavy duty top tubes, bottom weight bars, stainless steel wire guides and fixing brackets. This allows for spanning both greater widths and drops making it the perfect solution for larger residential or commercial applications.

With the optional premium weather box to hide and protect componentry, it also offers an overall very sophisticated look.

Features/choices:

- Motorised operation only.
- Achieves wider spans without the need for divider posts.
- Protection from sun, wind and rain.
- Range of mounting options available.
- Complete suite of stainless steel hardware.
- Aluminium top tube in either 130mm or 160mm diameters.
- Top, face, and side fix applications.
- Solar fabrics provide sun protection and privacy.

Optional extras:

- Can be fitted with optional sun and wind sensors for automatic operation.
- Fully-enclosed, stylish weather box up to 6.2m in width available in 3 standard colours.

Limitations:

- Fabrics with vertical joins will show some puckering along the joins.
- Not available in Clear and Tinted PVC.

* Max Sizes with weather box:-

- 6.2m x 5.5m
- 6.0m x 7m

** It is strongly recommended outdoor blinds be retracted in high winds and storms.

Specifications:

Max Width	7.0m*
Max Drop	7.0m*
Max Area	49m ²

With Weather box

Max Width	6.2m*
Max Drop	7.0m*
Max Area	34m ²

Operation:

Motorised



Somfy...

A Sense for Motion

As a world leader in automation systems, Somfy offer a range of control solutions to suit your needs. Somfy's unique and stylish range of remote controls provides users with the ultimate in convenience - all at the touch of a button. In conjunction with the broad range of Somfy sensors, you have the ability to create energy efficient, convenient environments to improve the well-being of occupants in all living spaces.

By choosing a Somfy automated outdoor blind or awning, you maximise the functionality of your product and gain a much desired flexibility that is simply not possible with a manual system.

- **Convenience**
- **Energy Efficiency**
- **Longer Lifespan**
- **Quiet and Discreet**



Situo RTS remote control ability to operate sun sensor

Turn your sun sensor on and off with the touch of a button.



Soliris RTS sun & wind sensor

Automatically adjusts the position of an outdoor blind or awning based on wind speed and / or a preset amount of sunlight.



Eolis motion sensor

Automatically retracts an outdoor blind or awning in the event of rain.

Do you know we can print on your Outdoor Blind?

By choosing a Franklyn Outdoor Blind using Ezi-View fabric, you not only provide wind, rain and sun protection to your outdoor area, you also provide a valuable surface for advertising. Our Ezi-View shade mesh is ideal for outdoor restaurants, cafe's and commercial buildings, providing you the opportunity to add additional advertising to your premises.

By using digital print, Franklyn are able to not only provide practical outdoor blind solutions to your premises but also a valuable advertising tool.

Printed side (outside view)



Opposite side to print (inside view)





AUTOMATE™

Automate (A division of Rollease Acmeda) is the industry's leading shade motorisation and automation platform.

The collection is comprised of motors, controllers, sensors and an array of smart home integrations to deliver ultimate user comfort and convenience.

Control all your shades using your smart phone, preferred voice control assistant and even your apple smart watch with a simple command "Hey Siri, raise my outdoor shades".

- **Enhanced user experience**
- **Safe and Sophisticated**
- **Smarter shades**
- **Wide range of products**



Pulse 2
App Control



Voice
Control



Smart Home
Integration



Ask us about our Ezi-View Outdoor Blind fabric range!


The Ezi-View fabric range has been a popular choice due to its outward visibility and ventilation. Without obstructing your view this is the ideal solution to shield you from the sun, wind and rain and keep that fantastic outlook.



Surf Mist



Woodland Grey



Monument




Charcoal



Black



Akoya



Sahara



Bondi



Cowrie



Pacific



Adriatic





"Frankly only Franklyn will do"



For more information visit
www.franklyn.net.au
or simply call (07) 3245 9200

Product Range

Blinds

- Curtains
- Roller Blinds
- Roman Blinds
- Privacy Sheer Blinds
- Panel Glide Blinds
- Vertical Drapes
- Venetians Blinds
- Internal & External Shutters

Awnings

- Folding Arm Awnings
- Patio & Café Blinds
- Auto Roll-Up Fabric Awnings
- Drop-Arm Fabric Awnings
- Fixed Canopy Metal & Fabric Awnings
- Aluminium Louvre Awnings
- Aluminium Privacy Screens

Security Screens

- ArmourX Security Screens
- Decorative Doors
- Key-less fire escapes screens
- Patio Enclosures

ARMOUR 
Security Screens

Photos in this brochure are indicative only. Actual product styles and components may vary from those shown.