

FENG



Designed by world renowned, Italian industrial designer Mario Mazzer, Feng is our new flagship awning. Featuring a beautifully designed, rounded and enclosed aluminium cassette, as well as the option of integrated LED lighting, Feng is our most versatile awning yet. With its rounded shape, this awning perfectly suits any architectural context and the addition of integrated lighting ensures it can easily be used throughout the day and into the night at the flick of a switch. Feng's patented design conceals all screws, brackets and pins to ensure an unmatched finish and premium aesthetic. With a maximum width of up to 14 metres and a 3.65 metre projection; Feng is a broadly capable solution that can be mounted on walls or ceilings. Backed by our 5-year component warranty and quality certification, Feng is built to be durable, versatile and beautiful.

FEATURES

- Retractable arm awning
- Completely enclosed round cassette
- Wall or ceiling installable
- Ranges between 3° and 45° (35°LED Arm)
- 80 mm Roller tube
- DAT System enabled
- Available with integrated LED arms
- Available with integrated LED cassette
- Dynamic dimmable lighting
- Motorised solution
- Durable stainless-steel screws and pins
- Patented and seamless design

COLOUR RANGE

Graphite



"Frankly only Franklyn will do"

LED INTEGRATION


Feng is a complete LED awning solution that is configurable in three variations; LED integrated cassette, LED integrated awning arms or a combination of both. The integrated lights are vividly bright and feature dimming control to create perfect ambience in any environment.

DAT SYSTEM

The Dynamic Arm Torsion system is specifically designed to prevent fabric damage and sagging by maintaining constant tension. The DAT system utilises an eight-link stainless steel chain to provide the awning with increased strength and durability, ensuring perfect mechanical performance all year round.

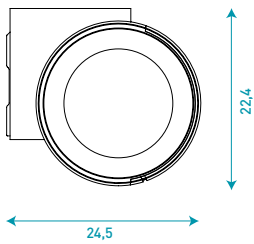


Independently tested and approved by
TÜVRheinland®
Precisely Right.



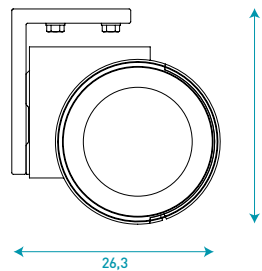
DIMENSIONS Measurements in cm

Wall installation



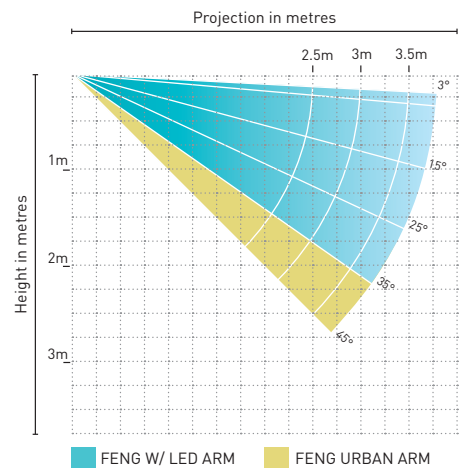
45° maximum inclination

Ceiling installation



45° maximum inclination

ARM PROJECTION



SYSTEM CAPACITY

Max width: 7m (14m joined)
Max projection: 3.7m

Wind Resistance: Class 2,
EN 13561 (600 cm x 365 cm)



AUTOMATE MOTORISATION

Easily control your motorised Feng with a remote or smart device using the Automate App & Pulse hub. Control awnings from anywhere in the world, set scenes and timers for automatic control and always know what awnings are doing thanks to ARC live feedback. The Pulse also integrates with smart voice-assistants to activate control via Google Assistant, Amazon Alexa and now Apple HomeKit with Siri.

